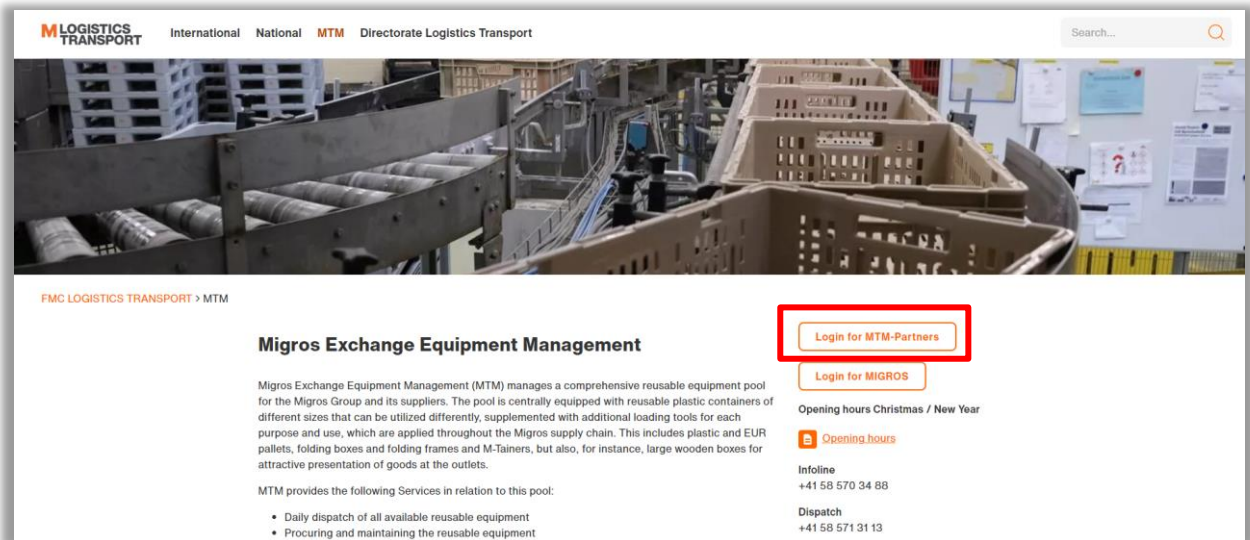


Reset password TGIS

Go to our homepage at <https://www.logistiktransport.ch/en/mtm> and click the TGIS login button.



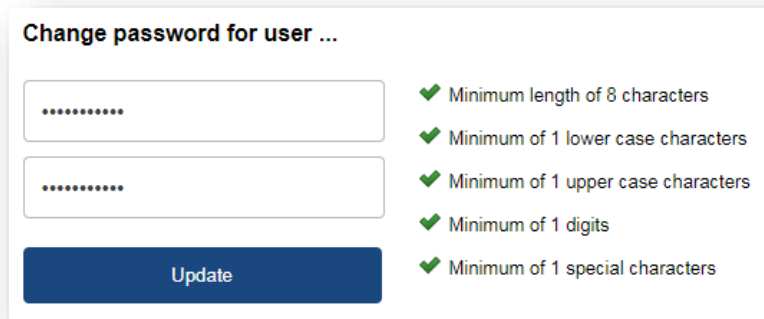
On the following screen, click the link "Reset password".

The screenshot shows a login form titled 'Log in to all your inet modules'. It contains two input fields: 'Username' and 'Password'. Below the fields is a blue 'Log in' button. A red box highlights a blue link labeled 'Reset password' located at the bottom right of the form.

Enter your user name (e.g. tgv-777xxxxx) on the following screen and click "Submit".

The screenshot shows a 'Password reset' form. It includes the instruction 'To reset password, enter your inet username' and a single input field for 'Username'. A blue 'Submit' button is located at the bottom of the form.

You will then receive an e-mail informing you that a password reset has been requested for your account. Click on the link in the e-mail and then enter a new password. Please note that all of the criteria on the right side must get confirmed with a check mark showing that your password is compliant. Finally, click the "Update" button.



Change password for user ...

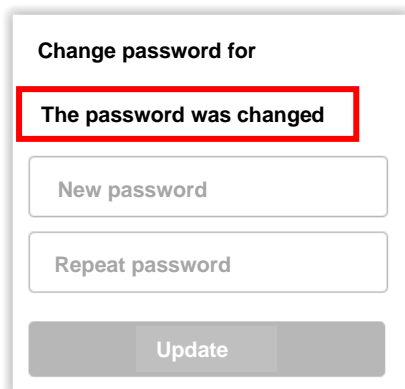
.....

.....

Update

- ✔ Minimum length of 8 characters
- ✔ Minimum of 1 lower case characters
- ✔ Minimum of 1 upper case characters
- ✔ Minimum of 1 digits
- ✔ Minimum of 1 special characters

The system will confirm the successful password change with the following message:



Change password for

The password was changed

New password

Repeat password

Update

Please return to our homepage at <https://www.logistiktransport.ch/en/mtm>, click the TGIS login button and log in with your new password.